



Beauti-Vue Products

**BRISTOL INDUSTRIAL PLAZA
BRISTOL, WISCONSIN 53104**
800-558-9431 NTL. 262-857-2306 Wisc.
800-329-9431 FAX
www.beautivue.com
e-mail: order@beautivue.com



Custom Cloth Window Shades

Serving the trade with custom coverings for over 60 years

ADJUSTING SPRING ROLLERS FOR TENSION

TO TIGHTEN: Lower the shade about 18" from the top. Remove from window brackets. Roll shade all the way to the top by hand, then replace in brackets. Repeat until there is proper tension. Do not over-tighten.

TO LOOSEN: Raise the shade to the top and remove from bracket. Unroll about 18" and replace in brackets. Repeat until there is proper tension. Roller should not be too tight.

NOTE: When a window shade refuses to roll up, the spring is too loose.
When a window shade will not stay down, the spring is too tight.

CAUTION: Over-winding may result in permanent damage. DO NOT use pliers to adjust spring.

ADJUSTING ROLL- SPRINGS OR CLUTCHES (If any shade does not roll straight)

- A) Make sure brackets are mounted level; otherwise the shade will roll crooked.
- B) If shade veers toward the right, correct by lowering shade completely and placing a piece of tape (multiple pieces may be necessary) as close to the left edge of the roller as possible. This will act as a shim.
- C) If shade veers toward the left, correct by lowering shade completely and placing a piece of tape (multiple pieces may be necessary) as close to the right edge of the roller as possible. This will act as a shim.

TERMS OF SALE

PRICING: All retail pricing subject to change.

CREDIT: Open accounts are invited with customers of established credit. Please include banking and business references which may facilitate opening of credit lines for you.

PAYMENT OF INVOICES: Remit to main offices at Bristol, Wisconsin. We also accept faxed or e-mailed checks.

NO ALLOWANCES FOR ANTICIPATION.

SHORTAGE AND DAMAGE: Original Bill of Lading will be enclosed with invoice. This is proof of delivery to the carrier in good condition. Claims for loss or damage should be noted on Delivery Receipt and filed against the carrier.

Check contents thoroughly before going out on installation. We are not responsible for additional trip charges.

RETURNS: When desiring to return merchandise, first contact source of shipment for authorization, giving reason for return.

CANCELLATIONS: Orders for custom made items may not be cancelled or sizes changed after goods have been cut.

PHONE ORDERS: All phone orders are accepted at dealer's responsibility. All orders will be repeated by order taker. Use order forms to avoid errors. Orders may also be placed on-line.

PAST DUE ACCOUNTS: Our pricing structure does not provide for carrying accounts beyond our NET 30 DAY period. A standard service charge of 1 ½% interest per month will be added to your monthly balance, on the unpaid balance over 30 days old. In the event that an interest charge had to be made, you will be notified as to the amount.

Colors: Bronze, Smoke, Shadow

All Sun Guard Bronze and Smoke shades are manufactured with the finest quality 4 mil, triple laminate material. Shadow is a 3 mil thick, titanium sputter coated material with similar protection as smoke and bronze, yet allows 2-way visibility. Shadow is ideal for showrooms or drive-thru applications. Shades provide daytime protection without sacrificing your view.

- | | |
|------------------------|---|
| Glare Reduction | - Like putting sunglasses on your windows |
| Fade Protection | - Screens 99% of fading UV rays |

SUMMER

SUN GUARD shades will keep your rooms cooler. Solar radiation is reflected back through the window by the aluminized center laminate. Solar heat reflection 73% (average).

WINTER

SUN GUARD shades insulate your cold winter windows by reflecting furnace heat back into the room. On sunny days, raise your shades to take advantage of the free solar heat radiation.

Sun Guard Shades

Chart #1

Clutch surcharge non-shaded area +\$30.00/Clutch required & included in price of shaded area.

WINDOW LENGTH	WIDTHS TIP TO TIP												
	31-1/4	37-1/4	49-1/4	61-1/4	73-1/4	78-1/4	85-1/4	97-1/4	109-1/4	121-1/4	133-1/4	141-1/4	
Factory will add for wrap	36	96	101	123	128	142	162	192	205	218	242	254	263
	48	101	106	131	137	152	185	224	238	260	278	289	315
	60	106	111	140	144	163	227	263	282	303	334	354	368
	72	111	117	148	184	204	257	294	313	335	354	374	
	84	128	133	156	192	214	273	310	345	366	387	410	
	96	133	139	165	201	225	291	331	372	398	419		
	108	170	175	205	240	261	316	352	398	419			
	120	175	181	213	249	272	332	373	425	450			

Shades over 73¼" x 60" will be seamed - Shades over 73¼" wide will be turned width for length.
Clutch Shades come with color coordinated chain and white or black clutches.
Metal 1¼" Spring Rollers available when specified for sizes between 78¼" to 109¼" wide.

Translucent FR- Flame retardant, light filtering, vinyl impregnated, cambric cloth

Chart #2

Clutch surcharge non-shaded area +\$30.00/Clutch required & included in price of shaded area.

WINDOW LENGTH	WIDTHS TIP TO TIP										
	37-1/4	46-1/4	55-1/4	73-1/4	78-1/4	83-1/4	91-1/4	103-1/4	109-1/4	121-1/4	
Factory will add for wrap	36	65	70	85	104	108	147	163	181	196	215
	48	69	75	89	111	125	166	184	204	215	242
	60	72	79	95	120	142	185	216	229	237	268
	72	76	83	100	127	165	238	247	260	269	294
	84	86	92	105	134	179	257	265	281	290	
	96	91	99	112	143	192	269	280	298	309	
	108	127	134	149	182	231	281	296	326		
	120	131	139	154	189	248	297	314			
Hem Style #1	26	30	34	38	42	46	50	54	58	62	
Scallop Group A	46	52	58	64	70	76	82	88	94	100	
Scallop Group B	60	68	76	84	92	100	108	116	124	132	
9" Valance	30	36	39	51	57	63	69	75	81	87	

Shades over 73¼" x 60" will be seamed - Shades over 73¼" wide will be turned width for length.
Clutch Shades come with color coordinated chain and white or black clutches.
Metal 1¼" Spring Rollers available when specified for sizes between 78¼" to 109¼" wide.

† Specify valance width including returns...Price at overall width size. Valances over 9" deep...add 10% for each added inch.
OTHER SCALLOP STYLES NOT SHOWN ARE AVAILABLE. PRICE IN COMPARABLE PRICE AND SEND SKETCH.

Chart #3**Matte** - Room Darkening, Flame Resistant, Easy Washability, 100% Glass-Fiber Base Material. Premium quality and value.

Clutch surcharge non-shaded area +\$30.00/Clutch required & included in price of shaded area.

WINDOW LENGTH		WIDTHS TIP TO TIP									
		37-1/4	46-1/4	55-1/4	73-1/4	78-1/4	83-1/4	91-1/4	103-1/4	109-1/4	121-1/4
Factory will add for wrap	36	64	70	83	96	106	144	165	187	198	220
	48	67	74	86	100	112	153	176	198	215	248
	60	69	77	90	106	118	164	187	209	231	275
	72	72	80	94	110	124	229	237	248	263	303
	84	81	89	98	116	131	240	249	262	292	
	96	86	95	103	120	136	251	261	276	308	
	108	122	132	141	158	176	264	273	292		
	120	125	136	145	164	183	277	285			
Hem Style #1		26	30	34	38	42	46	50	54	58	62
Scallop Group A		46	52	58	64	70	76	82	88	94	100
Scallop Group B		60	68	76	84	92	100	108	116	124	132
9" Valance		30	36	39	51	57	63	69	75	81	87

Shades over 78 $\frac{1}{4}$ " x 72" will be seamed - Shades over 78 $\frac{1}{4}$ " wide will be turned width for length.

Clutch Shades come with color coordinated chain and white or black clutches.

Metal 1 $\frac{1}{4}$ " Spring Rollers available when specified for sizes between 78 $\frac{1}{4}$ " to 109 $\frac{1}{4}$ " wide.**Chart #4****Moire, Boucle, Duplex** - Room Darkening, Flame Resistant, 100% Glass-Fiber Base Material.

Clutch surcharge non-shaded area +\$30.00/Clutch required & included in price of shaded area.

WINDOW LENGTH		WIDTHS TIP TO TIP									
		37-1/4	46-1/4	55-1/4	73-1/4	78-1/4	83-1/4	91-1/4	103-1/4	109-1/4	121-1/4
Factory will add for wrap	36	70	77	91	106	139	158	182	206	218	242
	48	74	81	95	110	145	168	194	218	237	273
	60	76	85	99	117	152	180	206	230	254	303
	72	79	88	103	121	158	252	261	273	289	333
	84	89	98	108	128	166	264	274	288	321	
	96	95	105	113	132	172	276	287	304	339	
	108	134	145	155	174	216	290	300	321		
	120	138	150	160	180	223	305	314			
Hem Style #1		26	30	34	38	42	46	50	54	58	62
Scallop Group A		46	52	58	64	70	76	82	88	94	100
Scallop Group B		60	68	76	84	92	100	108	116	124	132
9" Valance		30	36	39	51	57	63	69	75	81	87

Shades over 73 $\frac{1}{4}$ " x 60" will be seamed - Shades over 73 $\frac{1}{4}$ " wide will be turned width for length.

Clutch Shades come with color coordinated chain and white or black clutches.

Metal 1 $\frac{1}{4}$ " Spring Rollers available when specified for sizes between 78 $\frac{1}{4}$ " to 109 $\frac{1}{4}$ " wide.

† Specify valance width including returns...Price at overall width size. Valances over 9" deep...add 10% for each added inch.

OTHER SCALLOP STYLES NOT SHOWN ARE AVAILABLE. PRICE IN COMPARABLE PRICE AND SEND SKETCH.

LUXZ - Blackout Fabric, Highest Quality Suede Feel & Look Fabric.
All Shades Clutch Operation Only - Included in price Below.

Chart #5

WINDOW LENGTH	WIDTHS TIP TO TIP					
	37-1/4	49-1/4	61-1/4	73-1/4	81-1/4	
Factory will add for wrap	36	250	278	285	289	304
	48	279	315	323	328	343
	60	304	353	360	365	380
	72	333	394	401	444	459
	84	375	431	440	481	496
	96	400	470	478	519	535
	108	428	508	515	558	573
120	453	545	554	595	610	

Shades come with sewn bottom hems & heavy duty slats.

Clutch Shades come with color coordinated chain and white or black clutches.

E-Screen 5%/M-Screen 3% - Fiberglass & Vinyl Mesh Shades.

Chart #6

All Shades Clutch Operation Only - Included in price Below. 10% Surcharge for E-Screen 1%

WINDOW LENGTH	WIDTHS TIP TO TIP									
	31-1/4	37-1/4	49-1/4	61-1/4	73-1/4	85-1/4	97-1/4	109-1/4	121-1/4	
Factory will add for wrap	36	156	172	194	215	257	303	353	416	463
	48	165	182	207	231	278	329	383	455	504
	60	176	193	219	246	299	355	413	495	545
	72	187	206	234	305	367	423	490	585	619
	84	209	223	246	321	389	450	520	624	661
	96	218	233	258	336	410	476	549	664	702
	108	229	244	270	352	431	500	579	702	743
	120	238	255	284	367	452	526	607	742	783

Clutch Shades come with color coordinated metal bottom rails


Bottom rail colors: White, Eggshell, Black, Bronze, Silver.

Clutch Shades come with color coordinated chain and white or black clutches.

BEAUTI-VUE PRODUCTS

March
2013

FACIA SURCHARGES



3" Flat
Aluminum Facia



4" Flat
Aluminum Facia



3" Curved
Fabric Covered Facia

Widths to	36"	48"	60"	72"	84"	96"	108"	120"	132"	144"
3" Flat Facia	63	73	83	93	104	115	126	137	149	161
4" Flat Facia	74	86	98	110	122	134	146	160	173	186
3" Covered Facia	80	93	106	120	134	148	162	176	190	204

Retail prices subject to change. Available in clutch style only.

Colors Available: White, Alabaster, Anodized Silver, Bronze, Black

Sizes Calculated End Cap to End Cap

Inside Measure - we deduct 1/8" from size specified.

Outside Measure - Exact size from End Cap to End Cap.

Cloth Measure - We add 1-5/8" to achieve End Cap to End Cap.

3" Flat Aluminum Facia

1-1/4" or 1-1/2" tubes
maximum height = 108"

4" Flat Aluminum Facia

1-1/2" or 1-3/4" tubes only
maximum height = 120" to 144"*
* depending on width
of shade ordered

3" Curved Fabric Covered Facia

1-1/4" or 1-1/2" tubes
maximum height = 108"

* Orders for 4" Facias on narrow shades will be surcharged for 1-1/2" to 1-3/4" tube upgrade.

* All maximum widths are based on maximum shade sizes available for standard clutch specifications.

Beauti-Vue Products Corp.
8555 194th Ave. Bristol, WI 53104
Phone (800)558-9431 Fax (800)329-9431
www.beautivue.com

Scallop Styles

Scallop styles available for shades or valances-please specify.
 Scallops only available on materials in price charts 2, 3, 4, & 5.

Scallop 1A & 1B



Style 1A- Specify trim style and color from trim selector card. Trim sewn on stitch-line of shade.




Style 1B- Specify trim style and color from trim selector card. Trim sewn on bottom of shade.

Scallops Group A



Scallop Styles #2, #3, #4, #5, #7 and #14.
 Specify trim, style and color from trim selector card.
 Scallop 1A or 1B may be added to the above scallops- See Surcharge

Scallops Group B



Pole not included with Style No. 17.



Scallop Styles #12, #16, #17, #18, and #19.
 These style scallops should use style "F" gimp trim. See surcharge.
 Pole not included with Style #17.
 Scallop 1A or 1B may also be added to the above scallops. See surcharge.
 Custom scallops are available- send a sketch and measurements.

Custom Cloth Yardage

April 2021

Material	Width Size	Full Roll Retail Price per Yard	Cut Yardage Retail Price per Yard
Matte	36"	\$8.16	\$11.85
	45"	12.24	17.75
	54"	12.85	18.65
	72"	16.56	24.00
	77" White Only	18.25	26.50
Translucent FR	36"	8.75	12.70
	45"	10.45	15.15
	54"	12.60	18.27
	72"	21.65	31.40
Moire Boucle Formal Moire	36"	8.95	13.00
	45"	13.10	19.00
	54"	13.85	20.10
	72"	17.55	25.50
Luxz	80"	89.00	118.00
Sun Guard	60"	-	35.00
	72"	-	42.00

Heavy Duty Wooden Rollers - with slats


Diameter	Tip to Tip Width	Factory Pack	Factory Pack Slats Incl. Price per Each	Broken Pack Slats Incl. Price per Each
1" Dia	37-1/4"	50	\$14.50	21.00
	46-1/4"	50	17.00	25.00
1-1/4" Dia.	46-1/4"	25	24.50	36.50
	55-1/4"	25	26.00	39.00
	64-1/4"	25	29.00	43.50
	73-1/4"	25	32.50	48.75
	79-1/4"	25	35.50	53.00

Heavy Duty Metal Spring Rollers

Diameter	Tip to Tip Width	Factory Pack	Factory Pack Ends Off Retail Price Each	Broken Pack Retail price Each
1-1/4" Dia.	91-1/2"	10	\$45.00	\$65.00
	109-1/4"	10	\$50.00	\$76.00

Clutch Rollers 1-1/4" - \$27.00 Set Up + \$4.50 per foot
Clutch Rollers 1-1/2" - \$40.00 Set Up + \$4.50 per foot
Price Includes clutch, brackets and chain - specify color
- All retail prices above subject to change -

Cloth Shade Pulls



Must specify style and color when ordering. Pulls are optional.

#0110 Pull \$2.60
White and Ivory

#3090 Hem Grip \$3.00
Clear or Ivory

#1320 Tassel \$7.50
White and Ivory

Measuring Instructions

INSIDE INSTALLATION

Measure the exact distance between the points where the brackets are to be placed inside the window casement. Specify on your order JJ-IB (Jamb to Jamb- Inside Brackets). Factory allows for bracket clearance.

MEASURING LENGTH

Measure the full length of area to be covered from top to bottom. Beauti-View Factory will add 8-12" length as the "safety margin" to permit the shade to be drawn full length with no danger of it being torn from the roller.

OUTSIDE INSTALLATION

Measure between the points where brackets are to be placed. Specify in your order Tip to Tip measurement. You may also specify a Cloth Measure "CM" or Barrel Measure "BM" on spring rollers. Clutch rollers also available as cloth measure.

REPLACING OLD SHADES

Measure your old roller from tip to tip. Including the little metal pins on each end. Measure and specify "TT" (Tip to Tip Measure). Be sure to measure the window length as well.



Beauti-View Products

BRISTOL INDUSTRIAL PLAZA
BRISTOL, WISCONSIN 53104
800-558-9431 NTL. 262-857-2306 Wisc.
800-329-9431 FAX
www.beautivue.com
e-mail: order@beautivue.com

*Serving the trade with
Custom Window Coverings
for over 60 years*